Course Selection Guide 2026-2027
For Students Entering Grade 10

This step-by-step guide will help you complete your course selections using the myBlueprint website.

WHERE DO I FIND myBlueprint ON THE PPHS WEBSITE?

Go to **PPHS** website: https://portperryhs.ddsb.ca/en/index.aspx#
Go to **DEPARTMENTS**
Go to **Guidance** and click on the **BLUE** link (Visit our Guidance Page)
Go to **myBlueprint Course Selections (2026-2027)**
Click on Accessing myBlueprint

Click on myBlueprint

Click on School Account Log In

Select **Port Perry High School** from the drop-down menu

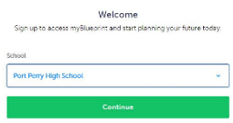

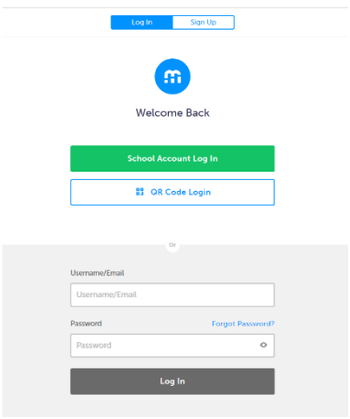

Select **Student**
Log in using your DDSB user profile/login

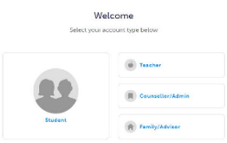

COMPLETING YOUR IPP

You have now landed on your **STUDENT ACCOUNT DASHBOARD**.

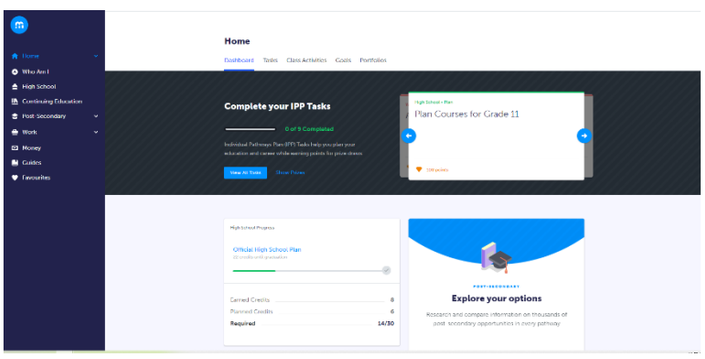

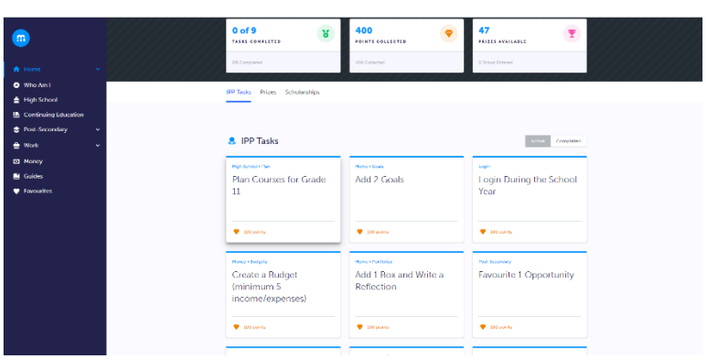

In the middle of your screen, you will see **Complete your IPP Tasks.**
Simply click on View All Tasks

Click on each task and follow the instructions. Once complete, go back to your Dashboard, the bar graph should now show all tasks as completed. You MUST be at 100% in order to complete your registration for courses at PPHS.

Please note: We recommend that you "refresh the page" after each task has been completed to view your status on the bar graph.

COURSE SELECTION

From your **Dashboard**, click on the **Plan Courses** button that appears in the High School Progress box. The button will say **Plan Courses** if course submission has not yet been enabled at your school.

HINT: *Clicking on* ***View or Plan Courses*** *will take you to your High School Planner - you can also access this by simply clicking on* ***High School*** *from the left-hand navigation menu.*

Course Selections Available in myBlueprint	
Compulsory Courses	**Electives/Optional Courses**
CHC2D - Canadian History – Academic CHC2P - Canadian History – Applied CIVCAR - Civics and Careers - Open ELD/ESLBO1 – ELD/ESL ENG2D - English - Academic ENG2L - English - Essential (Locally Developed) ENG2P - English - Applied MAT2L - Math - Essential (Locally Developed) MFM2P - Math - Applied MPM2D - Math - Academic SNC2D - Science -Academic SNC2P - Science - Applied SVN3E1 - Environmental Science – Workplace **French Immersion (FI)** FIF2DF	ADA2O - Drama AMG2O - Guitar AMI2O - Instrumental Music AVI2O - Visual Arts BEP2O- Launching and Leading a Business FSF2D - Core French ICD2O - Digital Tech. & Innovations PAF2O - Weight Training PPL2O - Healthy Active Living (Phys Ed) TAS2O - Women In The Trades TCJ2O1 - Woodworking TCJ2OJ - Electrical TDJ2O - Technology Design TFJ2O - Hospitality and Tourism TGJ2O - Communications Technology TMJ2O - Manufacturing TPJ2O - Health Care TTJ2O - Transportation Technology TXJ2O - Hairstyling and Aesthetics

Electives/Optional Courses in Grade 10

Students must select the equivalent of three (3) optional courses and two (2) alternates. Please place these selections in order of preference, as well as the two (2) alternates. We may be required to use alternates to build your timetable.

Note:

French Immersion Courses can be found by clicking on the Discipline menu and selecting French Immersion. Students require 10 FI credits for the DDSB French Immersion Certificate. Students taking FIF2DF MUST also take CHC2DF and CHV2OF/GLC2OF (CIVCRF) and one of AEA3OF, or BEP2OF.

Gifted Courses are coded with a "G" as the 6th digit (ENG2DG). Students must be identified with Giftedness and have 8 Gifted credits with at least one at the Grade 11 or 12 level to be awarded the DDSB Gifted Certificate.

ADD COURSES

- In High School Planner, click **+ [Course]** (ie) + English
- In the **Course Selection and Details** screen, explore the available courses
- Click **Add Course** when you find the course you want.

HINT: You can filter by Grade and by Discipline.

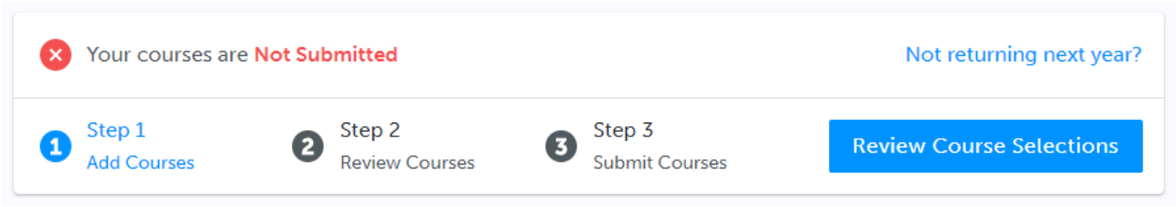

REVIEW COURSES

When you are ready to submit your course selections, click the blue **Review Course Selections** button and give your course selection one final look over.

NOTE: SUMMER SCHOOL

STEP 1: If you intend to take a course in summer school, please add a comment in the "Add Comments" section – start the comment with "SUMMER SCHOOL" (ie) SUMMER SCHOOL: I plan on taking ENG 2D1 this summer.

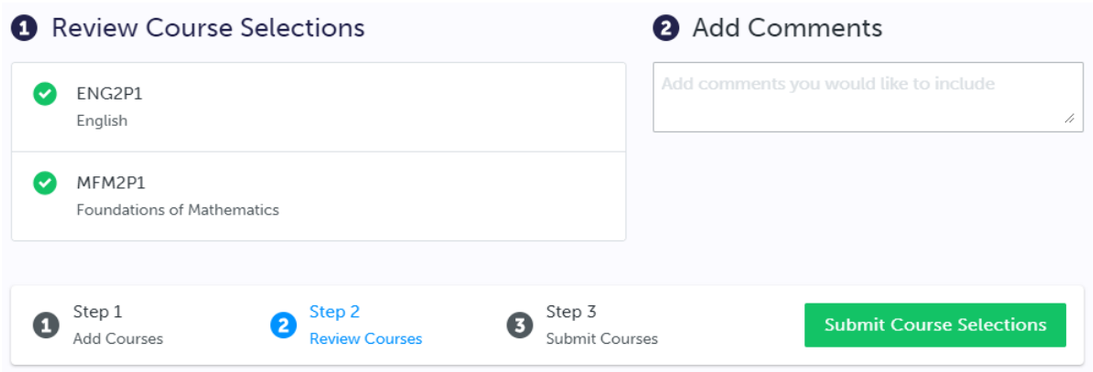

STEP 2: From the Dashboard select "Continuing Education" from the left side menu. Select "Explore Courses" and select the date/mode of delivery/type of summer school to see offerings. Once you have found the course you would like to do in Summer School, select it and Guidance will confirm your registration.

SUBMIT COURSES



Once you have carefully reviewed the **Details** page to ensure that you are meeting the requirements for the courses you have selected and that the courses that appear are correct, click on ***Submit Course Selections***. Please note that you will not be able to modify your course selections once submitted.

EMAIL PARENT APPROVAL

After submitting your course selections:

- Click the blue **Send Approval Email** to email your parent/guardian to approve your course selections (At this point, you will be required to provide a parent/guardian email address.)

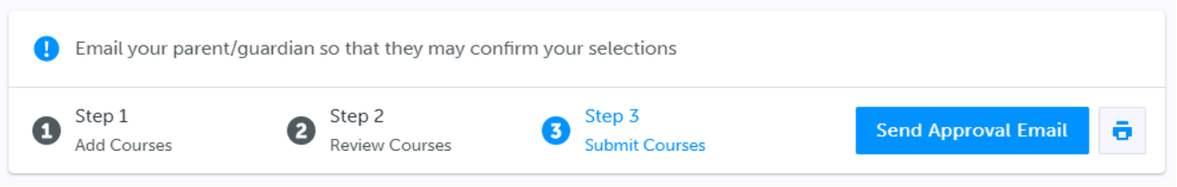

- Your parent/guardian will receive an email and they must approve or reject your course selections. If they reject your course selections, it will be their responsibility to follow up with a Guidance Counsellor to discuss further.

CONGRATULATIONS!!!! YOU ARE DONE!