JUN-AUG 2026 REPORT

SOUTH OTTAWA VALLEY OPP DETACHMENT BOARD
CONSEIL DU DÉTACHEMENT DE SOUTH OTTAWA VALLEY DE LA POLICE PROVINCIALE

RENFREW OPP DETACHMENT
DÉTACHEMENT DE RENFREW DE LA POLICE PROVINCIALE

RENFREW OPP
ACTIVITY SUMMARY

JUNE – AUGUST 2026

Proudly serving and protecting our community through enforcement, engagement, and support.

TRAFFIC ENFORCEMENT
628
PROVINCIAL OFFENCES LAID

WARNINGS ISSUED
320
WARNINGS ISSUED

RIDE CHECKS
99
RIDE CHECKS COMPLETED

IMPAIRED DRIVERS
22
IMPAIRED DRIVERS

COMMUNITY ENGAGEMENT
115+
COMMUNITY EVENTS

CRIMINAL CHARGES
350+
CRIMINAL CHARGES LAID

MOTOR VEHICLE COLLISIONS
115
COLLISIONS

1
FATAL

FOOT PATROL HOURS
220+
FOOT PATROL HOURS

MENTAL HEALTH OCCURRENCES
113
MENTAL HEALTH OCCURRENCES INVESTIGATED

SAFE COMMUNITIES. STRONGER TOGETHER.

ENGAGE | ENFORCE | SUPPORT | CARE

Traffic Initiatives Renfrew Detachment

Total Traffic Statistics [June 3 – Sept 8)]

- ✓ 628 Provincial Offence Act charges laid.
- ✓ 32 Part III Summons Issued
- ✓ 320 warnings issued.
- ✓ 99 RIDEs completed
- ✓ 22 occurrences where a member of the public was charged with impaired operation of a motor vehicle.

Operation Safe Driver – July 12 – July 18 – CMV Enforcement

- ✓ Operation Safe Driver focuses on commercial motor vehicle enforcement
- ✓ 24 charges
- ✓ 26 warnings

Civic Day Long Weekend – July 31 – August 3 – Big 4/Move Over

- ✓ Enforcement focus on speeding, distracted driving, impaired, seatbelt and move over laws
- ✓ Speeding charges – 22

  Impaired charges – 2

  Fail to move over charges - 1

  Other provincial traffic charges – 14

Labour Day Long Weekend – September 4 – September 7

- ✓ Enforcement focus on speeding, distracted driving, impaired, seatbelt and move over laws
  - ✓ Results pending

Upcoming Traffic Initiatives:

Thanksgiving Long Weekend – Operation Impact – October 9 – October 12

-Enforcement focused on speeding, seatbelts, distracted driving, impaired

Festive Ride – November 19 – January 1 2027

-Enforcement focused on impaired driving

Focus Patrol

Waba Creek Bridge – July 9 – August

Numerous patrols conducted

Results – 2 intoxicated persons located in the area violating signage and removed without incident.

Crossing Guard Support- Town of Arnprior

Results - Paid duties filled, additional focused patrols assigned.

Renfrew OPP- Community Events Jun- Aug 2026

June 2026

- Guitars and Gasoline
- First Responders Appreciation BBQ Arnprior
- VTRA meeting
- Admaston School presentations X4 to Grades 1-6 Bullying and the Law
- Admaston School Fun Fair
- Presentation on safety to life skills class St Joes HS
- Run Like A Kid event
- John XXIII school presentation Bullying and the Law
- VTRA meeting x3
- 911 swing for a cause
- Teddy Bear Picnic Renfrew
- Greater Madawaska Community Social
- Lions Clun Jail and Bail Arnprior
- VTRA meeting
- Lion Club Meeting Renfrew presentation on youth initiatives
- Special Olympics Golf Tournament putting with a twist
- McNab Summer Safety BBQ
- My Fm Radio Safety message recording
- St Joes Track meet foot patrol
- ADHS Foot patrol x2
- St Joes HS school patrol x2
- RCI School patrol
- Admaston School patrol x2
- Central School patrol
- St Joes HS Patrol
- ADHS Relay for life event patrol
- Central School patrol
- McNab Fun Fair
- John XXIII School patrol
- Cobden Market foot patrol x3
- Robert Sipson Park patrol x4
- Priorpalooza Patrol
- Renfrew foot patrol
- Foot patrol Arnprior
- Foot patrol Mateway x2
- ADHS track meet foot patrol
- RCI patrol

- Conden Minor Baseball patrol
- Antrim truck stop foot patrol
- Deux Rivieres School patrol
- ADHS Cross Guard support patrol (in addition to paid duties)x3
- John XXII crossing guard support patrol
- Neat Café Youth concert patrol
- Cobden Customer appreciation event patrol
- Burnstown Beach patrol
- Walter Zadow School patrol
- McNab softball tournament patrol
- St Thomas School patrol
- Arnprior Market foot patrol

July 2026

- Algonquins Expo Mateway Park
- Food Bank assist x4
- Special Olympics Arnprior Golf Tournament
- Splash Valley Water Safety Day
- Cobden Tim Hortons Camp day
- Renfrew Tim Hortons Camp Day
- Youth Volleyball Day – Horton Twp
- Cops and Kids Fishing Derby
- Day Care Visit Arnprior
- RIDE Smart program x2
- Special Olympics Renfrew Softball Game
- Water Safety Day Burnstown Beach
- Robert Simposon Park Water Safety Day
- Foot Patrol Mateway Canada Day
- Foot Patrol Canada Day Admaston
- Foot Patrol Arnprior Canada day
- Foot Patrol Mateway x3
- Robert Simpson Park Foot Patrol
- Nick Smith Centre Day Camp foot patrol
- Foot patrol Cobden farmers Market
- Foot Patrol McNab Baseball Diamond Tournament
- Robert Simpson Park Beach foot patrol
- Arnprior Market Foot Patrol
- Day Care Visit Arnprior
- Kids Soccer Game Arnprior
- Leaps and Bounds Day Care Visit

August 2026

- Food Bank Assist x 3
- Renfrew Day Camp Visit
- Fraud Presentation Arnprior
- Arnprior Agricultural Fair
- Ottawa Police Presentation
- Renfrew Downtown Market
- Kids Camp
- Kids Day Renfrew Fair Grounds
- Splash Valley patrol
- Church Property Checks
- Calabogie Ball Park Patrol
- Burnstown Beach Foot Patrol
- Mateway Foot Patrol
- Calabogie Patrol
- Arnprior Foot Patrol
- Robert Simposon Park Foot Patrol
- Antrim Truck Stop Foot Patrol
- Arnprior Market Foot Patrol
- Nick Smith Centre Foot Patrol
- Foot Patrol Renfrew x2
- Foot Patrol Arnprior
- Cobden Fair Patrol

OPP Detachment Board Report
Records Management System
June - August 2026

Criminal Code and Provincial Statute Charges Laid

June - August

Year	2024		2025		2026	
ChargeCategory1	Offence Count	% Change	Offence Count	% Change	Offence Count	% Change
Criminal Code Non-Traffic	435	51.6%	447	2.8%	315	-29.5%
Criminal Code Traffic	63	21.2%	62	-1.6%	38	-38.7%
Highway Traffic Act	517	127.8%	731	41.4%	444	-39.3%
Liquor Licence Act	21	-41.7%	42	100.0%	24	-42.9%
Other Violations	127	51.2%	111	-12.6%	91	-18.0%
Total	**1,163**	**69.5%**	**1,393**	**19.8%**	**912**	**-34.5%**

YTD

Year	2024		2025		2026	
ChargeCategory1	Offence Count	% Change	Offence Count	% Change	Offence Count	% Change
Criminal Code Non-Traffic	1,015	23.2%	1,079	6.3%	919	-14.8%
Criminal Code Traffic	125	2.5%	151	20.8%	105	-30.5%
Highway Traffic Act	1,346	9.3%	1,967	46.1%	1,428	-27.4%
Liquor Licence Act	44	-39.7%	79	79.5%	52	-34.2%
Other Violations	257	-3.7%	353	37.4%	270	-23.5%
Total	**2,787**	**10.7%**	**3,629**	**30.2%**	**2,774**	**-23.6%**

June - August

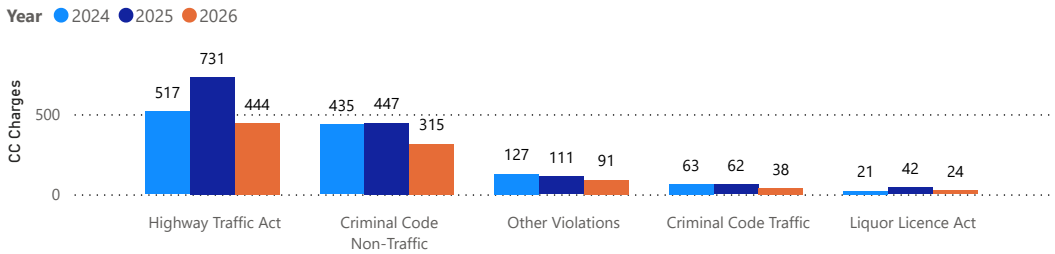

Traffic Related Charges

June - August

Year	2024		2025		2026	
ChargeCategory2	Offence Count	% Change	Offence Count	% Change	Offence Count	% Change
Speeding	318	302.5%	479	50.6%	226	-52.8%
Seatbelt	9	0.0%	12	33.3%	14	16.7%
Impaired	49	44.1%	50	2.0%	29	-42.0%
Distracted	3	50.0%	16	433.3%	1	-93.8%

YTD

Year	2024		2025		2026	
ChargeCategory2	Offence Count	% Change	Offence Count	% Change	Offence Count	% Change
Speeding	875	24.3%	1,329	51.9%	844	-36.5%
Seatbelt	20	-35.5%	39	95.0%	43	10.3%
Impaired	92	4.5%	116	26.1%	79	-31.9%
Distracted	7	75.0%	20	185.7%	4	-80.0%

June - August

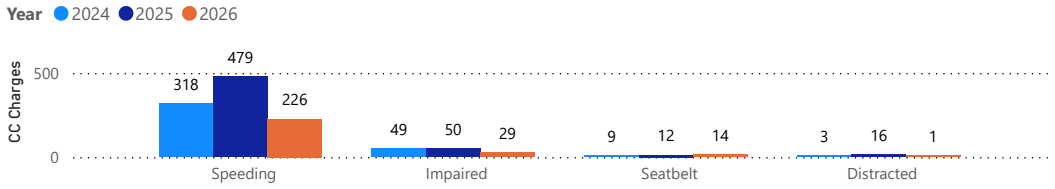

Detachment: 3T - RENFREW

Location code(s): 3T00 - RENFREW, 3T10 - ARNPRIOR

Area(s): ALL

Data source date:
12-Aug-26

Report Generated on:
08-Sep-2026 3:37:41 PM

OPP Detachment Board Report
Records Management System
June - August 2026

Clearance Rate

June - August

Year	2024		2025		2026	
	%	% Change	%	% Change	%	% Change
Violent	72.3%	-13.4%	72.1%	-0.3%	78.9%	9.4%
Property	16.8%	-24.3%	23.3%	38.6%	28.7%	23.2%
Other	51.3%	-15.8%	63.9%	24.8%	55.3%	-13.5%
Drugs	70.6%	-11.8%	50.0%	-29.2%	50.0%	0.0%
Fed Statutes	88.9%	-11.1%	100.0%	12.5%	100.0%	0.0%
Prov Statutes	88.1%	-7.1%	92.0%	4.4%	92.6%	0.6%
Driving Offences	87.5%	5.0%	85.7%	-2.0%	94.1%	9.8%

YTD

Year	2024		2025		2026	
Violation_rollup	%	% Change	%	% Change	%	% Change
Violent	69.2%	-11.0%	69.3%	0.1%	74.1%	6.9%
Property	22.4%	-4.5%	26.4%	17.8%	30.4%	15.3%
Other	54.7%	-19.0%	67.1%	22.7%	61.3%	-8.6%
Drugs	63.2%	-25.0%	79.2%	25.3%	53.8%	-32.0%
Fed Statutes	80.0%	-20.0%	89.5%	11.8%	100.0%	11.8%
Prov Statutes	94.3%	-2.8%	93.1%	-1.3%	92.5%	-0.6%
Driving Offences	91.9%	1.3%	85.2%	-7.3%	95.8%	12.5%

June - August

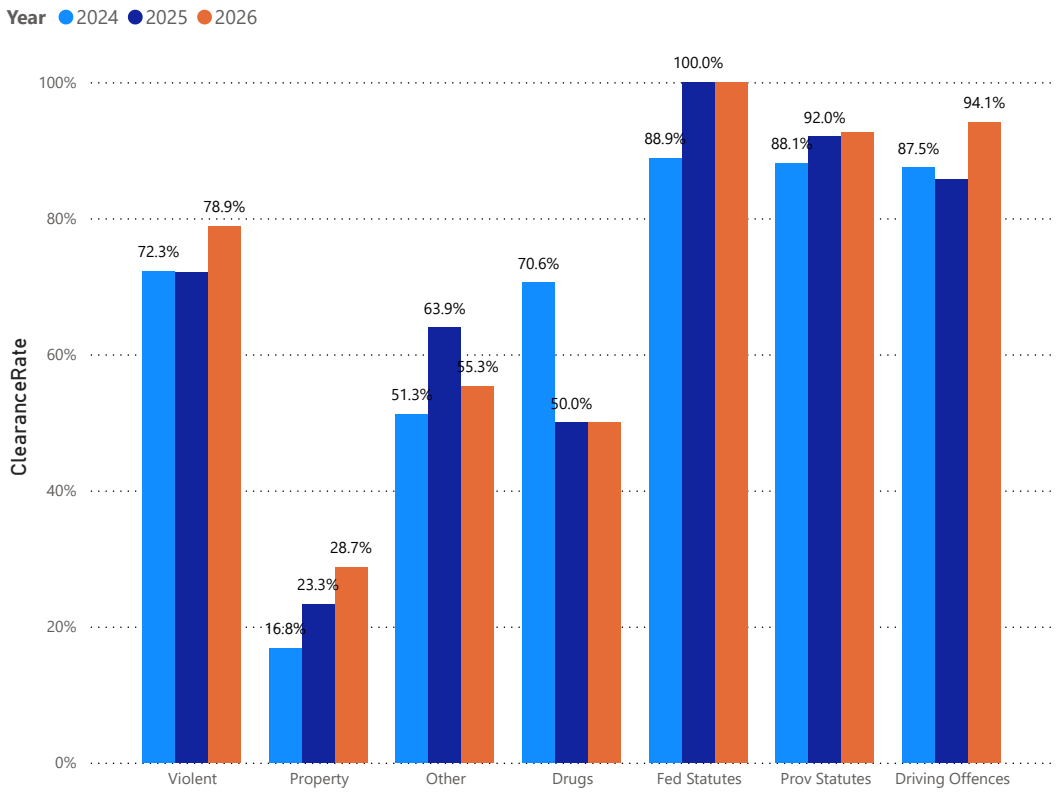

Detachment: 3T - RENFREW

Location code(s): 3T00 - RENFREW, 3T10 - ARNPRIOR

Area(s): ALL

Data source date:
12-Aug-2026

Report Generated on:
08-Sep-2026 3:37:41 PM

OPP Detachment Board Report
Collision Reporting System
June - August 2026

Motor Vehicle Collisions by Type

June - August

Year	2024		2025		2026	
CollisionType	Incidents	% Change	Incidents	% Change	Incidents	% Change
Fatal Injury	0	-100.0%	0	--	1	--
Non-Fatal Injury	22	15.8%	22	0.0%	23	4.5%
Property Damage Only	144	-2.0%	128	-11.1%	92	-28.1%
Total	**166**	**-1.2%**	**150**	**-9.6%**	**116**	**-22.7%**

YTD

Year	2024		2025		2026	
CollisionType	Incidents	% Change	Incidents	% Change	Incidents	% Change
Fatal Injury	1	-50.0%	0	-100.0%	5	--
Non-Fatal Injury	51	10.9%	40	-21.6%	49	22.5%
Property Damage Only	332	6.8%	298	-10.2%	294	-1.3%
Total	**384**	**7.0%**	**338**	**-12.0%**	**348**	**3.0%**

June - August

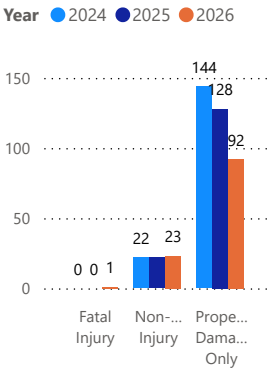

Data source (Collision Reporting System) date:
12-Aug-2026

Detachment: 3T - RENFREW

Location code(s): 3T00 - RENFREW, 3T10 - ARNPRIOR

Area(s): ALL

Data source date:
12-Aug-2026

Report Generated on:
08-Sep-2026 3:37:41 PM

OPP Detachment Board Report
Records Management System
June - August 2026

Public Complaints (Detachment Level Only)

June - August

Year	2024		2025		2026	
INCIDENT_TYPE	Count	% Change	Count	% Change	Count	% Change
Conduct	1	-75.0%	2	100.0%	2	0.0%
Policy	0	--	0	--	0	--
Service	0	-100.0%	0	--	0	--
Special Constable	0	--	0	--	0	--
Total	**1**	**-83.3%**	**2**	**100.0%**	**2**	**0.0%**

YTD

Year	2024		2025		2026	
INCIDENT_TYPE	Count	% Change	Count	% Change	Count	% Change
Conduct	6	20.0%	5	-16.7%	5	0.0%
Policy	0	--	0	--	0	--
Service	0	-100.0%	0	--	0	--
Special Constable	0	--	0	--	0	--
Total	**6**	**-14.3%**	**5**	**-16.7%**	**5**	**0.0%**

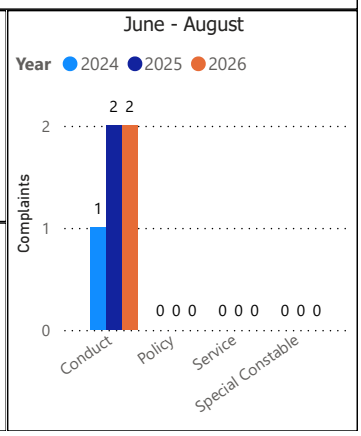

Data source: RMS Data Feed
Ontario Provincial Police, Professional Standards Bureau Commander Reports - File Manager System

Data source date:

12-Aug-2026

Daily Activity Reporting

Daily Activity Reporting Patrol Hours

June - August

ODCdescr	2024	2025	2026
Patrol-Cruiser	669.25	1,319.75	1,480.00
Patrol-Aircraft	0.00	0.00	0.00
Patrol-Motorcycle	0.00	17.00	0.00
Patrol-Marine	140.50	285.50	202.50
Patrol-ATV	50.50	93.50	6.00
Patrol-Snowmobile	0.00	0.00	0.00
Patrol-Bicycle	3.00	0.00	0.00
Patrol-Foot	29.00	189.50	221.00
Patrol-School	0.00	0.00	4.50
Total	**892.25**	**1,905.25**	**1,914.00**

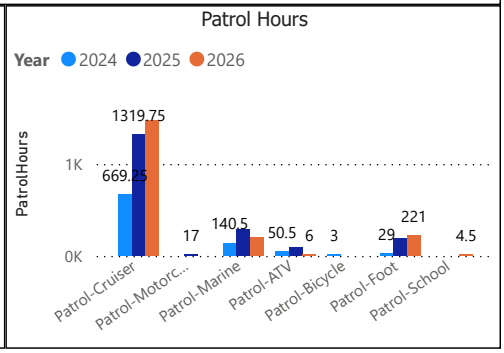

Data source (Daily Activity Reporting System) date:

12-Aug-2026

Detachment: 3T - RENFREW

Location code(s): 3T00 - RENFREW, 3T10 - ARNPRIOR

Data source date:

12-Aug-2026

Report Generated on:

08-Sep-2026 3:37:41 PM

OPP Detachment Board Report
Records Management System
June - August 2026

Drug Crime

June - August

Year	2024		2025		2026	
ViolationGrp	Actual	% Change	Actual	% Change	Actual	% Change
Possession	8	33.3%	4	-50.0%	5	25.0%
Trafficking	9	125.0%	2	-77.8%	1	-50.0%
Importation & Production	0	--	0	--	0	--
Cannabis Possession	0	--	0	--	0	--
Cannabis Distribution	0	--	0	--	0	--
Cannabis Sale	0	--	0	--	0	--
Cannabis Importation & Exportation	0	--	0	--	0	--
Cannabis Production	0	--	0	--	0	--
Other Cannabis Violations	0	--	0	--	0	--
Total	**17**	**70.0%**	**6**	**-64.7%**	**6**	**0.0%**

YTD

Year	2024		2025		2026	
ViolationGrp	Actual	% Change	Actual	% Change	Actual	% Change
Possession	24	118.2%	13	-45.8%	16	23.1%
Trafficking	14	75.0%	11	-21.4%	10	-9.1%
Importation & Production	0	--	0	--	0	--
Cannabis Possession	0	--	0	--	0	--
Cannabis Distribution	0	--	0	--	0	--
Cannabis Sale	0	--	0	--	0	--
Cannabis Importation & Exportation	0	--	0	--	0	--
Cannabis Production	0	--	0	--	0	--
Other Cannabis Violations	0	--	0	--	0	--
Total	**38**	**100.0%**	**24**	**-36.8%**	**26**	**8.3%**

June - August

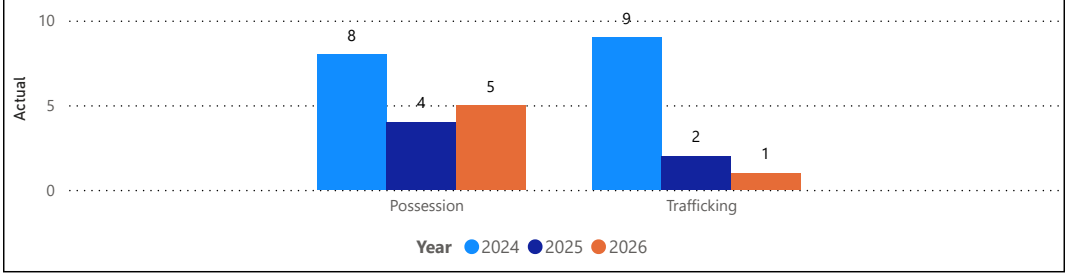

Top 3 Violation Types

June - August

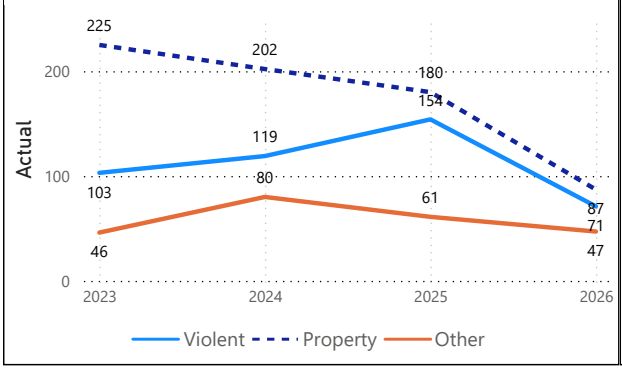

Top 5 Violation Groups

June - August

ViolationGrp	2023	2024	2025	2026	Total
Assaults/Firearm Related Offences	47	67	70	42	**226**
Theft Under $5000	62	64	62	35	**223**
Mischief	69	59	36	33	**197**
Provincial Statutes	78	42	50	27	**197**
Fraud	64	46	44	8	**162**

Detachment: 3T - RENFREW

Location code(s): 3T00 - RENFREW, 3T10 - ARNPRIOR

Area(s): ALL

Data source date:
12-Aug-2026

Report Generated on:
08-Sep-2026 3:37:41 PM

OPP Detachment Board Report
Collision Reporting System
June - August 2026

Fatalities in Detachment Area - Incidents

June - August

Type	Motor Vehicle			Motorized Snow Vehicle			Off-Road Vehicle		
Year	Alcohol/Drugs	Incidents	% Change	Alcohol/Drugs	Incidents	% Change	Alcohol/Drugs	Incidents	% Change
2024	0	0	-100.0%	0	0	--	0	0	--
2025	0	0	--	0	0	--	0	0	--
2026	0	1	--	0	0	--	0	0	--

YTD

Type	Motor Vehicle			Motorized Snow Vehicle			Off-Road Vehicle		
Year	Alcohol/Drugs	Incidents	% Change	Alcohol/Drugs	Incidents	% Change	Alcohol/Drugs	Incidents	% Change
2024	0	0	-100.0%	1	1	--	0	0	--
2025	0	0	--	0	0	-100.0%	0	0	--
2026	0	5	--	0	0	--	0	0	--

Fatalities in Detachment Area - Persons Killed

June - August

Type	Motor Vehicle		Motorized Snow Vehicle		Off-Road Vehicle	
Year	Persons Killed	% Change	Persons Killed	% Change	Persons Killed	% Change
2024	0	-100.0%	0	--	0	--
2025	0	--	0	--	0	--
2026	1	--	0	--	0	--

YTD

Type	Motor Vehicle		Motorized Snow Vehicle		Off-Road Vehicle	
Year	Persons Killed	% Change	Persons Killed	% Change	Persons Killed	% Change
2024	0	-100.0%	1	--	0	--
2025	0	--	0	-100.0%	0	--
2026	6	--	0	--	0	--

Primary Causal Factors in Fatal Motor Vehicle Collisions

June - August

	2024	2025	2026
Speeding	0	0	0
Speeding % Change	--	--	--
Distracted	0	0	0
Distracted % Change	--	--	--
Alcohol/Drugs	0	0	0
Alcohol/Drugs % Change	--	--	--
Wildlife	0	0	0
Wildlife % Change	--	--	--
NoSeatbelt	0	0	0
NoSeatbelt YoY%	--	--	--

YTD

	2024	2025	2026
Speeding	0	0	2
Speeding % Change	--	--	--
Distracted	0	0	0
Distracted % Change	--	--	--
AlcoholDrugs	1	0	0
AlcoholDrugs % Change	--	-100.0%	--
Wildlife	0	0	0
Wildlife % Change	--	--	--
NoSeatbeltYTD	0	0	0
NoSeatbeltYTD YoY%	--	--	--

June - August

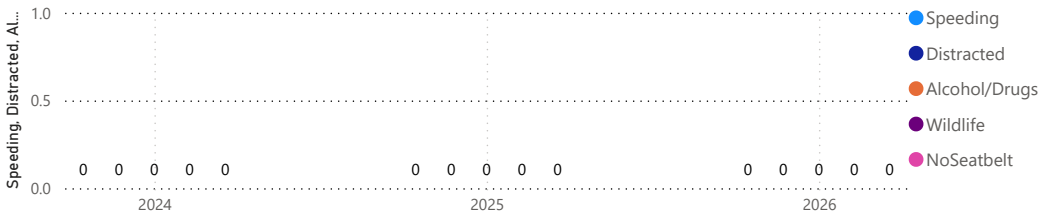

Data source (Collision Reporting System) date:

12-Aug-2026

Detachment: 3T - RENFREW

Location code(s): 3T00 - RENFREW, 3T10 - ARNPRIOR

Area(s): ALL

Data source date:

12-Aug-2026

Report Generated on:

08-Sep-2026 3:37:41 PM

OPP Detachment Board Report
Records Management System
June - August 2026

Mental Health Act Occurrences

June - August

Year	Occurrences	Unfounded
2024	135	0
2025	146	2
2026	113	2

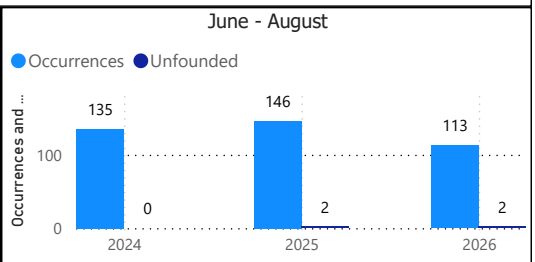

YTD

Year	Occurrences	Unfounded
2024	327	2
2025	388	4
2026	330	4

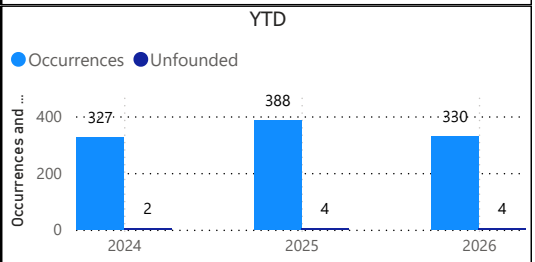

Mental Health Act Occurrences by Occurrence Type

June - August

Year	2026	
OccurrenceType	Occurrences	Unfounded
	5	0
Ambulance Assistance	1	0
Arson	1	0
Assault	1	0
Attempt or threat of suicide	9	1
Family dispute	5	0
Intimate Partner Violence	2	0
Mental health act	84	1
Missing person	2	0
Missing person located	1	0
Threats	1	0
Trouble with youth	1	0
Total	**113**	**2**

Detachment: 3T - RENFREW

Location code(s): 3T00 - RENFREW, 3T10 - ARNPRIOR

Area(s): ALL

Data source date:
12-Aug-2026

Report Generated on:
08-Sep-2026 3:37:41 PM

OPP Detachment Board Report
Records Management System
June - August 2026

Other Crime Occurrences

June - August

Year	2024		2025		2026	
Violation_rollup	Actual	% Change	Actual	% Change	Actual	% Change
Other	80	73.9%	61	-23.8%	47	-23.0%
Fed Statutes	9	28.6%	15	66.7%	4	-73.3%
Prov Statutes	42	-46.2%	50	19.0%	27	-46.0%
Driving Offences	32	6.7%	35	9.4%	17	-51.4%
Total	**163**	**1.2%**	**161**	**-1.2%**	**95**	**-41.0%**

YTD

Year	2024		2025		2026	
Violation_rollup	Actual	% Change	Actual	% Change	Actual	% Change
Other	181	54.7%	158	-12.7%	155	-1.9%
Fed Statutes	10	42.9%	19	90.0%	7	-63.2%
Prov Statutes	123	-27.6%	116	-5.7%	67	-42.2%
Driving Offences	62	-4.6%	81	30.6%	48	-40.7%
Total	**376**	**4.7%**	**374**	**-0.5%**	**277**	**-25.9%**

June - August

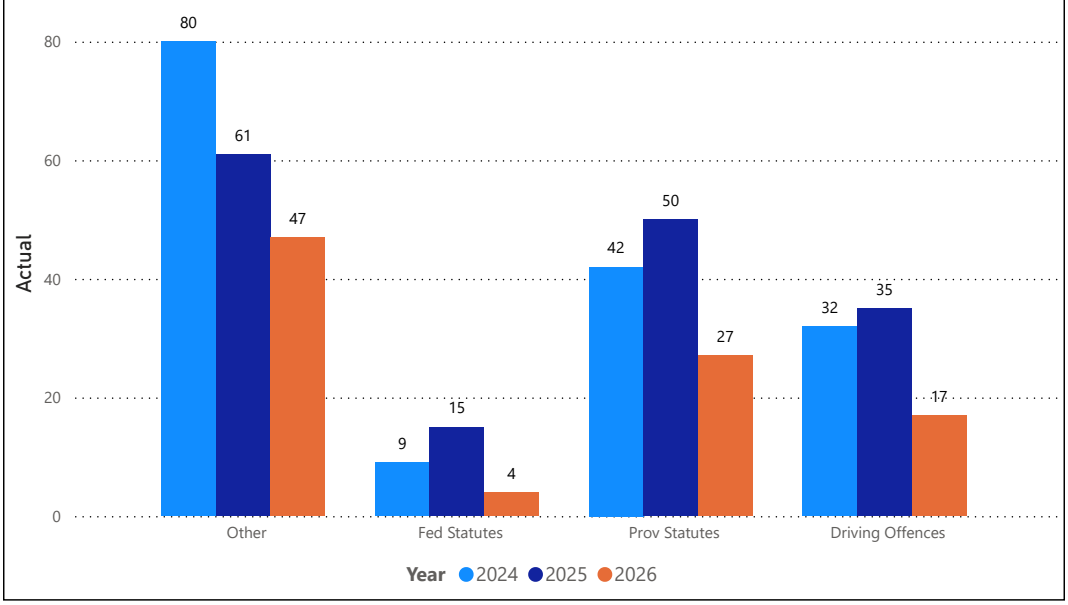

Detachment: 3T - RENFREW

Location code(s): 3T00 - RENFREW, 3T10 - ARNPRIOR

Area(s): ALL

Data source date:
12-Aug-2026

Report Generated on:
08-Sep-2026 3:37:41 PM

OPP Detachment Board Report
Records Management System
June - August 2026

Overdose Occurrences

June - August

Fatal	2024	2025	2026
Fatal	**1**	**1**	**1**
non-opioid overdose	0	0	1
opioid overdose	1	1	0
non-Fatal	**9**	**2**	**0**
non-opioid overdose	3	0	0
opioid overdose	6	2	0
Total	**10**	**3**	**1**

YTD

Fatal	2024	2025	2026
Fatal	**2**	**2**	**4**
non-opioid overdose	1	1	3
opioid overdose	1	1	1
non-Fatal	**13**	**5**	**3**
non-opioid overdose	5	0	1
opioid overdose	8	5	2
Total	**15**	**7**	**7**

Fatal Overdose Occurrences

June - August

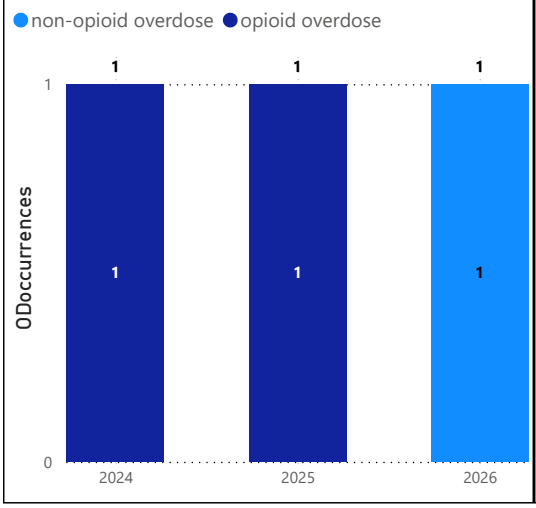

Non-Fatal Overdose Occurrences

June - August

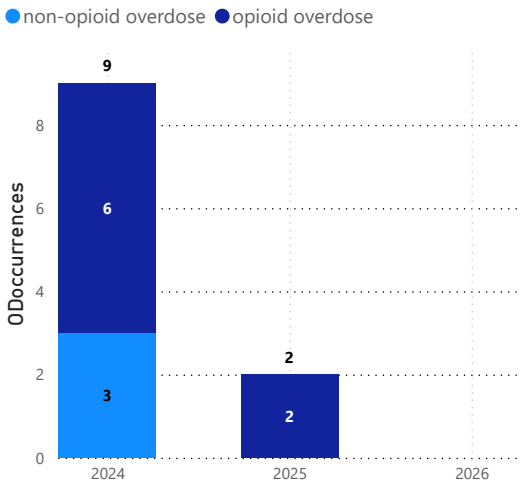

Detachment: 3T - RENFREW

Location code(s): 3T00 - RENFREW, 3T10 - ARNPRIOR

Area(s): ALL

Data source date:
12-Aug-2026

Report Generated on:
08-Sep-2026 3:37:41 PM

OPP Detachment Board Report
Records Management System
June - August 2026

Property Crime

June - August

Year	2024		2025		2026	
ViolationGrp	Actual	% Change	Actual	% Change	Actual	% Change
Arson	0	--	0	--	0	--
Break and Enter	20	66.7%	24	20.0%	5	-79.2%
Theft Over $5000	10	-33.3%	14	40.0%	5	-64.3%
Theft Under $5000	64	3.2%	62	-3.1%	35	-43.5%
Possession/Trafficking Stolen Goods	3	0.0%	0	-100.0%	1	--
Fraud	46	-28.1%	44	-4.3%	8	-81.8%
Mischief	59	-14.5%	36	-39.0%	33	-8.3%
Total	**202**	**-10.2%**	**180**	**-10.9%**	**87**	**-51.7%**

YTD

Year	2024		2025		2026	
ViolationGrp	Actual	% Change	Actual	% Change	Actual	% Change
Arson	0	--	0	--	0	--
Break and Enter	37	32.1%	30	-18.9%	14	-53.3%
Theft Over $5000	23	-41.0%	26	13.0%	20	-23.1%
Theft Under $5000	153	-12.6%	134	-12.4%	120	-10.4%
Possession/Trafficking Stolen Goods	4	-20.0%	2	-50.0%	2	0.0%
Fraud	140	-5.4%	148	5.7%	73	-50.7%
Mischief	130	11.1%	100	-23.1%	77	-23.0%
Total	**487**	**-4.9%**	**440**	**-9.7%**	**306**	**-30.5%**

June - August

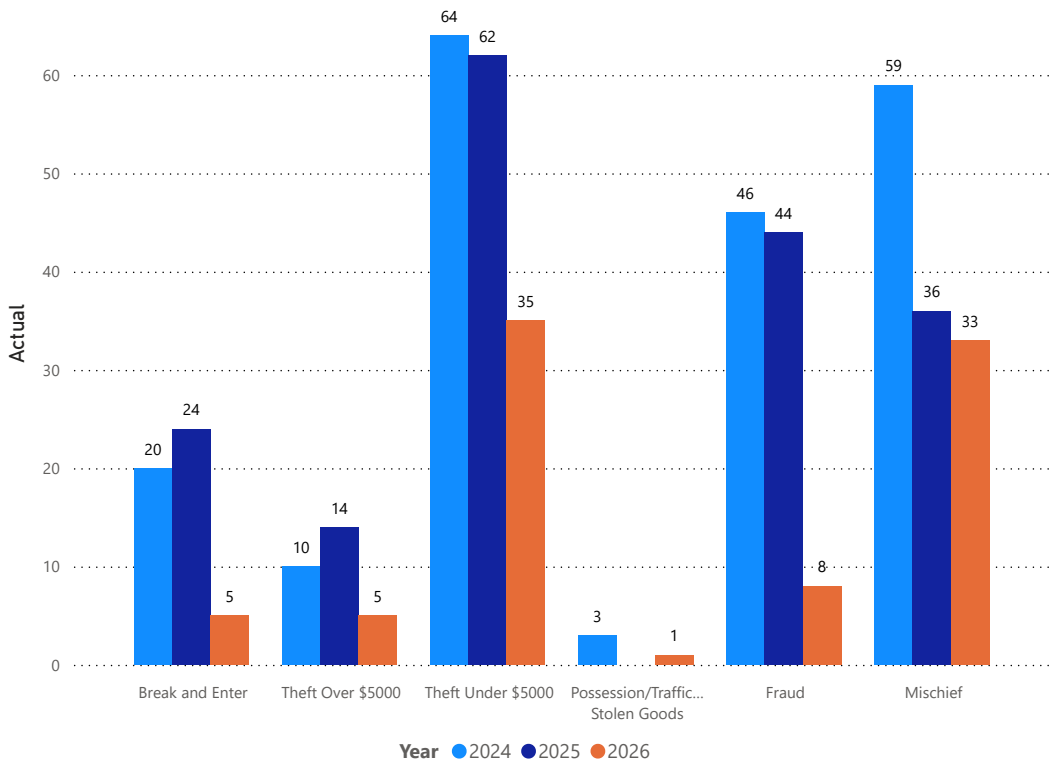

Detachment: 3T - RENFREW

Location code(s): 3T00 - RENFREW, 3T10 - ARNPRIOR

Area(s): ALL

Data source date:
12-Aug-2026

Report Generated on:
08-Sep-2026 3:37:41 PM

OPP Detachment Board Report
Records Management System
June - August 2026

Unfounded

June - August

Year	2024		2025		2026	
Violation_rollup	Count	% Change	Count	% Change	Count	% Change
Violent	8	-52.9%	13	62.5%	7	-46.2%
Property	36	-16.3%	36	0.0%	25	-30.6%
Other	16	-15.8%	15	-6.3%	11	-26.7%
Drugs	0	--	0	--	0	--
Fed Statutes	0	--	0	--	0	--
Prov Statutes	0	--	0	--	0	--
Driving Offences	1	--	0	-100.0%	0	--
Total	**61**	**-22.8%**	**64**	**4.9%**	**43**	**-32.8%**

YTD

Year	2024		2025		2026	
Violation_rollup	Count	% Change	Count	% Change	Count	% Change
Violent	22	-38.9%	31	40.9%	25	-19.4%
Property	102	12.1%	81	-20.6%	90	11.1%
Other	37	23.3%	47	27.0%	38	-19.1%
Drugs	1	--	0	-100.0%	0	--
Fed Statutes	0	--	1	--	0	-100.0%
Prov Statutes	1	--	1	0.0%	0	-100.0%
Driving Offences	1	--	0	-100.0%	0	--
Total	**164**	**4.5%**	**161**	**-1.8%**	**153**	**-5.0%**

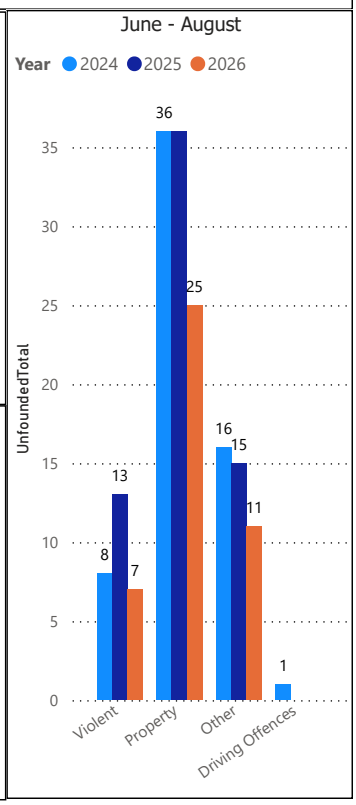

Detachment: 3T - RENFREW

Location code(s): 3T00 - RENFREW, 3T10 - ARNPRIOR

Area(s): ALL

Data source date:
12-Aug-2026

Report Generated on:
08-Sep-2026 3:37:41 PM

OPP Detachment Board Report
Records Management System
June - August 2026

Referrals to Victim Service Agencies by Year

June - August

Year	Offered	Accepted	% Accepted
2024	305	128	41.8%
2025	458	169	36.9%
2026	257	93	36.0%

YTD

Year	Offered	Accepted	% Accepted
2024	798	319	39.5%
2025	1053	383	36.3%
2026	881	332	37.2%

June - August

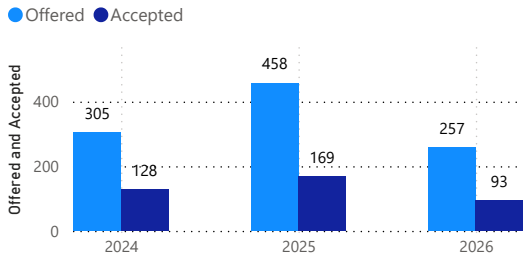

Referrals to Victim Service Agencies by Occurrence Type

June - August

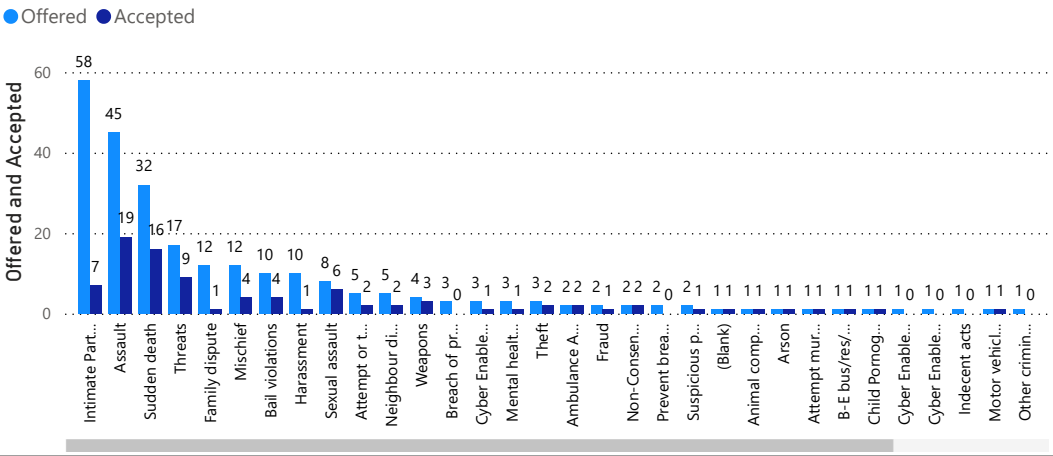

Referrals Accepted (%) by Age Group

June - August

PersonAgeRange	2024	2025	2026
11 - 16	28.6%	50.0%	50.0%
17 - 25	47.4%	38.2%	33.3%
26 - 45	42.1%	35.1%	30.3%
46 - 65	49.3%	37.6%	41.7%
6 - 10	75.0%	100.0%	100.0%
Over 65	30.0%	34.1%	42.9%
Under 6	0.0%	40.0%	0.0%

YTD

PersonAgeRange	2024	2025	2026
	15.8%		
11 - 16	36.6%	59.6%	33.3%
17 - 25	49.2%	35.7%	33.7%
26 - 45	50.8%	34.6%	33.6%
46 - 65	54.3%	37.7%	44.4%
6 - 10	75.0%	50.0%	50.0%
Over 65	39.0%	34.7%	44.9%
Under 6	0.0%	14.3%	17.6%

Referrals Not Offered

June - August

ServicesNotOfferedReason	2024	2025	2026
	0	0	0
	0	0	0
Victim deceased or unable to respond	1	0	1
Victim resides outside Ontario	0	0	0

YTD

ServicesNotOfferedReason	2024	2025	2026
	0	0	0
	0	0	0
Victim deceased or unable to respond	12	1	10
Victim resides outside Ontario	0	0	1

June - August

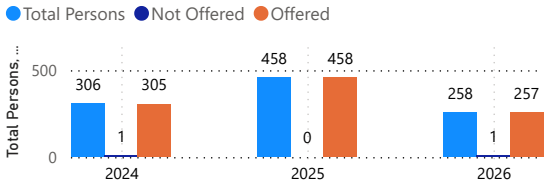

Detachment: 3T - RENFREW

Location code(s): 3T00 - RENFREW, 3T10 - ARNPRIOR

Area(s): ALL

Data source date:
12-Aug-2026

Report Generated on:
08-Sep-2026 3:37:41 PM

OPP Detachment Board Report
Records Management System
June - August 2026

Violent Crime

June-August

Year	2024		2025		2026	
ViolationGrp	Actual	% Change	Actual	% Change	Actual	% Change
Homicides	0	--	0	--	0	--
Other Offences Causing Death	0	--	0	--	0	--
Attempted Murder	0	-100.0%	0	--	1	--
Sexual Offences	15	-11.8%	19	26.7%	6	-68.4%
Assaults/Firearm Related Offences	67	42.6%	70	4.5%	42	-40.0%
Offences Resulting in the Deprivation of Freedom	3	--	0	-100.0%	1	--
Robbery	1	-50.0%	2	100.0%	1	-50.0%
Other Offences Involving Violence or the Threat of Violence	33	-8.3%	63	90.9%	20	-68.3%
Offences in Relation to Sexual Services	0	--	0	--	0	--
Total	**119**	**15.5%**	**154**	**29.4%**	**71**	**-53.9%**

YTD

Year	2024		2025		2026	
ViolationGrp	Actual	% Change	Actual	% Change	Actual	% Change
Homicides	1	0.0%	0	-100.0%	1	--
Other Offences Causing Death	0	--	0	--	0	--
Attempted Murder	1	0.0%	0	-100.0%	1	--
Sexual Offences	38	-2.6%	48	26.3%	22	-54.2%
Assaults/Firearm Related Offences	159	26.2%	165	3.8%	128	-22.4%
Offences Resulting in the Deprivation of Freedom	4	-55.6%	2	-50.0%	1	-50.0%
Robbery	3	-25.0%	2	-33.3%	3	50.0%
Other Offences Involving Violence or the Threat of Violence	115	43.8%	131	13.9%	83	-36.6%
Offences in Relation to Sexual Services	0	--	0	--	0	--
Total	**321**	**23.5%**	**348**	**8.4%**	**239**	**-31.3%**

June - August

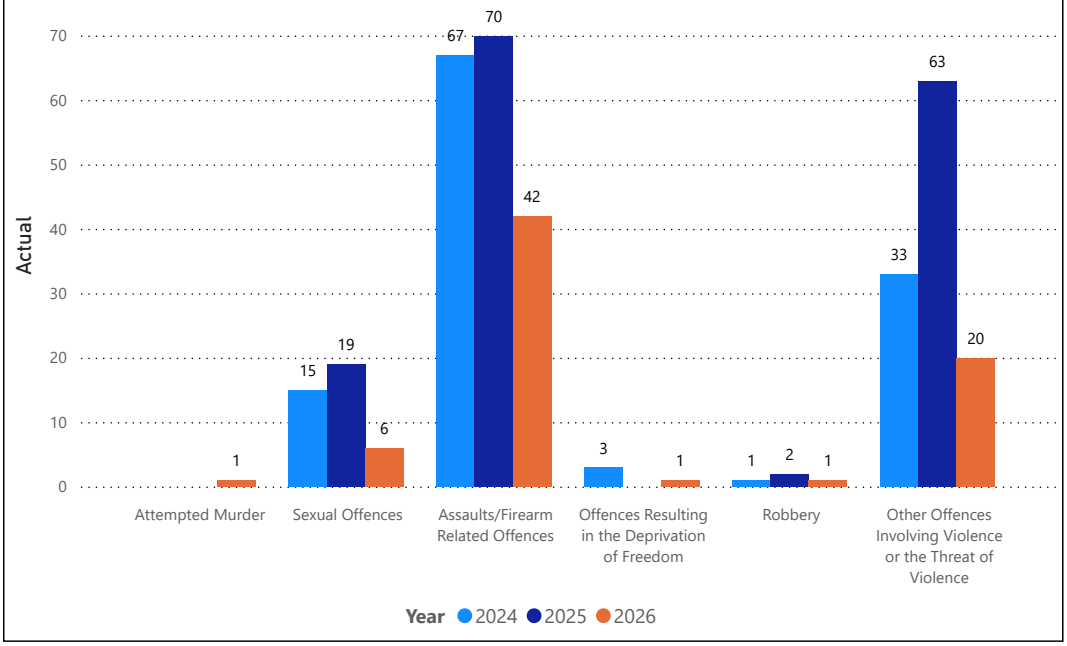

Detachment: 3T - RENFREW

Location code(s): 3T00 - RENFREW, 3T10 - ARNPRIOR

Area(s): ALL

Data source date:
12-Aug-2026

Report Generated on:
08-Sep-2026 3:37:41 PM

OPP Detachment Board Report
Records Management System
June - August 2026

eTicketing Warnings

June - August

Year	2025		2026	
Type	Total	% Change	Total	% Change
Warning	441	123.9%	371	-15.9%

YTD

Year	2025		2026	
Type	Total	% Change	Total	% Change
Warning	1,092	104.1%	1,133	3.8%

June - August

Note: The eTicketing system was not fully implemented until the end of 2022, therefore data is only available beginning in 2023. % Change in 2023 may appear higher in this report due to the incomplete 2022 data.

Detachment: 3T - RENFREW

Location code(s): 3T00 - RENFREW, 3T10 - ARNPRIOR

Area(s): ALL

Data source date:
12-Aug-26

Report Generated on:
08-Sep-2026 3:40:52 PM

OPP Detachment Board Report
Records Management System
June - August 2026

Youth Charges by Disposition Type

June - August

Disposition_Type	2024	2025	2026
Bail	0	0	0
Conference	0	0	0
Conviction	19	5	0
Diversion	4	4	2
NonConviction	22	7	0
NotAccepted	0	0	0
Total	**45**	**17**	**3**

YTD

Disposition_Type	2024	2025	2026
Bail	0	0	0
Conference	0	0	0
Conviction	43	15	6
Diversion	4	17	19
NonConviction	59	34	7
NotAccepted	0	0	0
Total	**106**	**69**	**33**

June - August

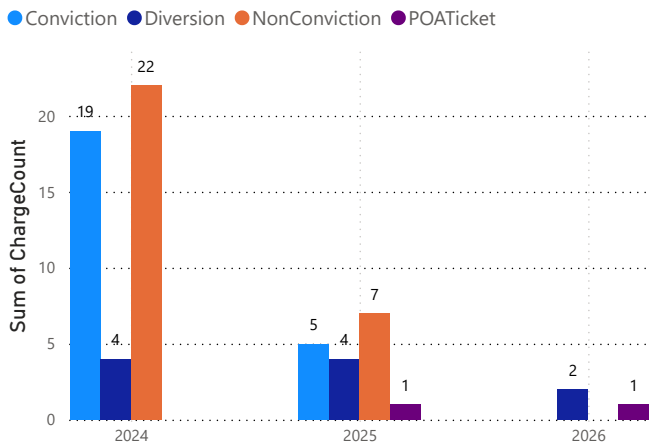

Youth Charges by Disposition and Occurrence Type

June - August

Year	2026					Total
OccType	Conviction	Diversion	NonConviction	NotAccepted	POATicket	
eTicket - Vehicle	0	0	0	0	1	**1**
Theft	0	1	0	0		**1**
Threats	0	1	0	0		**1**
Total	**0**	**2**	**0**	**0**	**1**	**3**

YTD

Year	2026							T
OccType	Bail	Conference	Conviction	Diversion	NonConviction	NotAccepted	POATicket	
Animal complaint			0	3				
Assault	0		3	7	4	0		
Breach of probation	0		3	0	3	0		
Cyber Enabled Crime - Cyberbullying/Harassment/Stalking			0	2	0			
eTicket - Vehicle			0	0	0	0	1	
Mischief		0	0	1	0	0	0	
Sexual assault			0	2	0	0		
Theft			0	2	0	0		
Threats			0	2	0	0		
Total	**0**	**0**	**6**	**19**	**7**	**0**	**1**	

The tables and chart on this page present summarized youth charges by disposition and occurrence type that have been recorded in the OPP Niche RMS application. Of note... the Niche data sourced for this report page only lists youth charges that have had a disposition type entered against them. Therefore, please be aware that the counts of youth charges entries on this report page are under stating the potential sum of youth charges that are in OPP Niche RMS.

Detachment: 3T - RENFREW

Location code(s): 3T00 - RENFREW, 3T10 - ARNPRIOR

Area(s): ALL

Data source date:
12-Aug-2026

Report Generated on:
08-Sep-2026 3:43:31 PM